
GARDNER DENVER®

306TLS997 Rev A
March, 2011

WELL SERVICING PUMP

MODEL

**GD-3000 SGWS
STAINLESS STEEL**

FLUID END PARTS LIST

Gardner

Denver

ECN 1058370

GD-3000 SGWS WELL SERVICING PUMP

MAINTAIN PUMP RELIABILITY AND PERFORMANCE WITH GENUINE GARDNER DENVER PARTS AND SUPPORT SERVICES

Gardner Denver® genuine pump parts, manufactured to design tolerances, are developed for optimum dependability. Design and material innovations are the result of years of experience with hundreds of different pump applications. Reliability in materials and quality assurance are incorporated in our genuine replacement parts.

Gardner Denver supports your needs with these services:

1. Trained parts specialists to assist you in selecting the correct replacement parts.
2. Repair and maintenance kits designed with the necessary parts to simplify servicing your pump.

Authorized service technicians are factory trained and skilled in pump maintenance and repair. They are ready to respond and assist you by providing fast, expert maintenance and repair services.

For the location of your local authorized Gardner Denver distributor refer to the yellow pages of your directory or contact:

Factory (Tulsa):

Gardner Denver Well Servicing
Pumps
4747 South 83rd East Avenue
Tulsa, Oklahoma 74145

Phone: (918) 664-1151
(800) 637-8099

Fax: (918) 664-6225

Service Center (Odessa):

Chaparral
2121 West 44th Street
Odessa, Texas 79764

Phone: (432) 366-5433
(800) 368-1134

Fax: (432) 363-9940

Service Center (Ft. Worth):

Geoquip
7533 Kathy Lane
Ft. Worth, Texas 76126

Phone: (817) 249-6400
(800) 824-0271

Fax: (817) 249-6401

INSTRUCTION FOR ORDERING REPAIR PARTS

When ordering parts, specify pump model and serial number (see nameplate on the unit). The serial number is also stamped on top of the cylinder end of the frame (cradle area).

Where NOT specified, quantity for parts required per pump unit is one (1); where more than one is required per unit, quantity is indicated in parenthesis.

**SPECIFY THE NUMBER OF PARTS
REQUIRED.**

DO NOT ORDER BY SETS OR GROUPS.

To determine the Right Hand and Left Hand side of a pump, stand behind the power end and look toward the fluid end. Right Hand and Left Hand are indicated in parenthesis following the part name, i.e. (RH) & (LH), when appropriate.

GARDNER DENVER PRODUCT WARRANTY

GENERAL PROVISIONS AND LIMITATIONS

Gardner Denver (the "Company") warrants to each original retail purchaser ("Purchaser") of its new products, assemblies or parts from the Company or its authorized distributors that such products are, at the time of delivery to the Purchaser, made with good material and workmanship. No warranty is made with respect to:

1. Any product which has been repaired or altered in such a way, in the Company's judgment, as to affect the product adversely.
2. Any product which has, in the Company's judgment, been subject to negligence, accident, or improper storage, improper installation, operation or application. (Examples: over-pressure, sand-outs, cavitation, corrosion, erosion or degradation).
3. Any product which has not been operated or maintained in accordance with the recommendations of the Company.
4. Components or accessories manufactured, warranted and serviced by others.
5. Any reconditioned or prior owned product.

Claims for items described in (4) above should be submitted directly to the manufacturer.

WARRANTY PERIOD

The Company's obligation under this warranty is limited to repairing or, at its option, replacing, during normal business hours at an authorized service facility of the Company, any part or assembly which in the Company's judgment proved to have unsatisfactory material or workmanship within the applicable Warranty Period as follows.

Except for the products or components listed below, and subject to the limitations and restrictions set forth in the "Disclaimer" section set forth below, the Warranty Period for all products is 1,250 hours of operation or three (3) months after start-up, not to exceed 120 days after delivery to Purchaser, whichever occurs first. The exceptions are as follows:

1. Power end is warranted for twelve (12) months from date of start-up or eighteen (18) months from date of delivery to the Purchaser, whichever occurs first.
2. Forged steel fluid cylinders are warranted for materials and workmanship for 6 months from the date of installation or 18 months

from the date of delivery to the purchaser, which ever occurs first.

3. Repairs are warranted for 90 days from the date of delivery, for the workmanship and materials of the new parts installed.
4. Weld repaired fluid ends and weld repaired components are not warranted.
5. Expendable fluid end parts, including, but not limited to, valves, valve parts, packing, liners and pistons, are not covered by this warranty due to variable abrasive nature of material pumped.

PRESERVATION ASSEMBLIES DESTINED FOR STORAGE

In order for warranty acceptance any pump assembly not immediately installed or destined to be in storage or in transit for extended periods of time must be prepared for storage as defined in the Company's Long Term Storage Procedure. This includes but is not limited to:

- Drain and thoroughly clean inside power end crankcase.
- Spray rust inhibiting oil on all bearing, machined and inside surfaces of the power end.
- Induce clean gear oil into any circulating pump, filter, heat exchanger and piping.
- Remove valves, seats and plungers from the fluid end. Thoroughly clean and dry these parts and all internal surfaces. Coat all cylinder bores, valve covers and reusable expendable parts with rust preventative.
- Flush all water, and contaminants from pump, tanks, hoses and spray nozzles. Spray all components with a rust inhibiting oil.
- Rotate pump every 30 days to insure bearings are oiled.
- At the expense of the Purchaser, any product properly preserved must be inspected by an authorized agent of the Company, prior to the Company, granting any extended warranty beyond that stated in this warranty.

LABOR TRANSPORTATION AND INSPECTION

The Company will provide labor, by Company representative or authorized service personnel, for repair or replacement of any product or part thereof which in the Company's judgment is proved not to be as warranted. Labor shall be limited to the amount

specified in the Company's labor rate schedule. Labor costs in excess of the Company rate schedules caused by, but not limited to, location or inaccessibility of the equipment, or labor provided by unauthorized service personnel is not provided for by this warranty.

All costs of transportation of product or parts claimed not to be as warranted and, of repaired or replacement parts to or from such service facility shall be borne by the Purchaser. The Company may require the return of any part claimed not to be as warranted to one of its facilities as designated by the Company, transportation prepaid by the Purchaser, to establish a claim under this warranty.

Replacement parts provided under the terms of this warranty are warranted for the remainder of the Warranty Period of the product upon which installed to the same extent as if such parts were original components.

The Company may request a root cause analysis be performed in-order to identify if a request for warranty claim meets the requirements of this warranty.

DISCLAIMER

Except as to title, the foregoing warranty is the sole and exclusive warranty of the Company. The Company hereby extends other manufactures' warranty or guaranties, if any given to Company by such manufacturer, but only to the extent the Company is able to enforce such warranty or guaranties. The Company has not authorized any party to make any representation or warranty other than as expressly set forth herein. SELLER HEREBY DISCLAIMS AND EXCLUDES ANY OTHER EXPRESS, IMPLIED OR STATUTORY WARRANTIES, ARISING BY OPERATION OF LAW OR OTHERWISE, INCLUDING, WITHOUT LIMITATION, ANY WARRANTIES OF MERCHANTABILITY OR FITNESS FOR A PARTICULAR PURPOSE. COMPANY MAKES NO WARRANTIES OR REPRESENTATIONS OF ANY KIND WHATSOEVER (EXPRESS, IMPLIED OR STATUTORY), OF LAW OR OTHERWISE, ON ANY EQUIPMENT, COMPONENT PARTS OR ACCESSORIES SOLD HEREUNDER WHICH, ARE NOT MANUFACTURED BY COMPANY.

NOTWITHSTANDING ANYTHING HEREIN TO THE CONTRARY, THE FOREGOING WARRANTY SHALL BE THE SOLE AND EXCLUSIVE REMEDY AVAILABLE TO THE PURCHASER. UNDER NO CIRCUMSTANCES, WHETHER IN CONTRACT, TORT OR OTHERWISE, SHALL THE COMPANY'S TOTAL LIABILITY ARISING IN CONNECTION WITH ANY PURCHASE ORDER EXCEED THE AMOUNT OF ANY SALES OR OTHER PROCEEDS RECEIVED PURSUANT THERETO. IN ADDITION, UNDER NO CIRCUMSTANCES, WHETHER IN CONTRACT, TORT OR OTHERWISE, SHALL THE COMPANY BE LIABLE FOR LIQUIDATED, SPECIAL, INDIRECT, INCIDENTAL, EXEMPLARY, OR CONSEQUENTIAL DAMAGES, EXPENSES OR COSTS, INCLUDING, WITHOUT LIMITATION, LOST PROFITS OR FACILITY DOWNTIME, HOWEVER CAUSED AND EVEN IF THE POTENTIAL OF SUCH DAMAGES WAS DISCLOSED AND/OR KNOWN.

No statement, representation, agreement, or understanding, oral or written, made by any agent, distributor, representative, or employee of the Company which is not contained in this Warranty will be binding upon the Company unless made in writing and executed by an officer of the Company.

This warranty shall not be effective as to any claim which is not presented within 30 days after the date upon which the product is claimed not to have been as warranted. Any action for breach of this warranty must be commenced within one year after the date upon which the cause of action occurred.

Any adjustment made pursuant to this warranty shall not be construed as an admission by the Company that any product was not as warranted.

WARRANTY REQUESTS

Products to be returned for warranty analysis shall be approved for return in writing by the Company prior to shipment. All requests for product return shall be submitted by email. Facsimile or letter to:

Warranty Department c/o
Gardner Denver Petroleum Pumps
4747 South 83rd East Avenue
Tulsa, Oklahoma 74145

Email: CCR.QAR@gardnerdenver.com
Facsimile: (918) 664-6225

TABLE OF CONTENTS

MAINTAIN PUMP RELIABILITY AND PERFORMANCE	i
GARDNER DENVER PRODUCT WARRANTY	ii
4.5 – 5.0" GD-3000 SGWS FLUID END ASSEMBLY	2
4.5" RUBBER SPRING LOADED PACKING ASSEMBLY	5
5.0" RUBBER SPRING LOADED PACKING ASSEMBLY	6
DISCHARGE FLANGE ASSEMBLY	7
SUCTION MANIFOLD	8
FLUID END SERVICE TOOLS	9

TABLE OF FIGURES

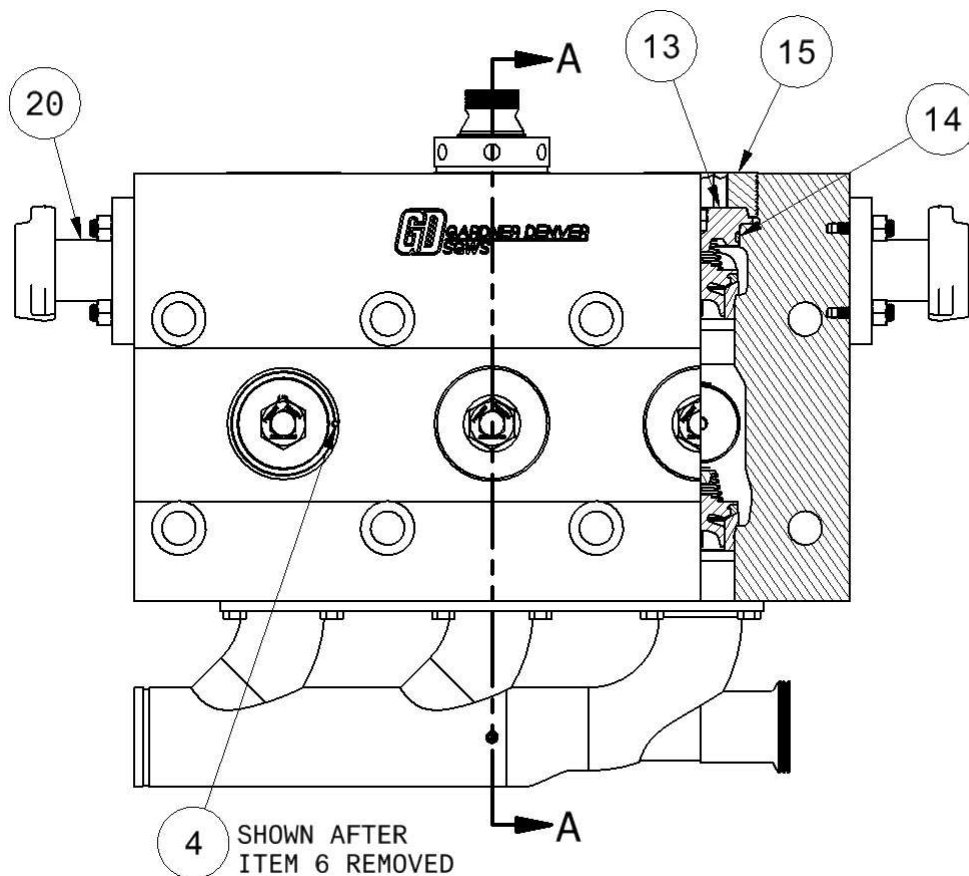
Figure 1: GD-3000 SGWS FLUID CYLINDER ISO VIEW	2
Figure 2: GD-3000 SGWS FLUID CYLINDER FRONT VIEW	2
Figure 3: GD-3000 SGWS FLUID CYLINDER SECTION A-A VIEW	3
Figure 4: GD-3000 4.5" SGWS STUFFING BOX ASSEMBLY	5
Figure 4: GD-3000 5.0" SGWS STUFFING BOX ASSEMBLY	6
Figure 5: 3" 1502 MALE HAMMER UNION DISCHARGE FLANGE ASSEMBLY	7
Figure 6: 6" VICTAULIC SUCTION MANIFOLD ASSEMBLY	8

4.5 – 5.0" GD-3000 STAINLESS STEEL SGWS FLUID END ASSEMBLY
Order by Part Number and Description. Reference Numbers are for your convenience only.



332TLS810
(Ref. Drawing)

Figure 1: GD-3000 SGWS FLUID CYLINDER ISO VIEW

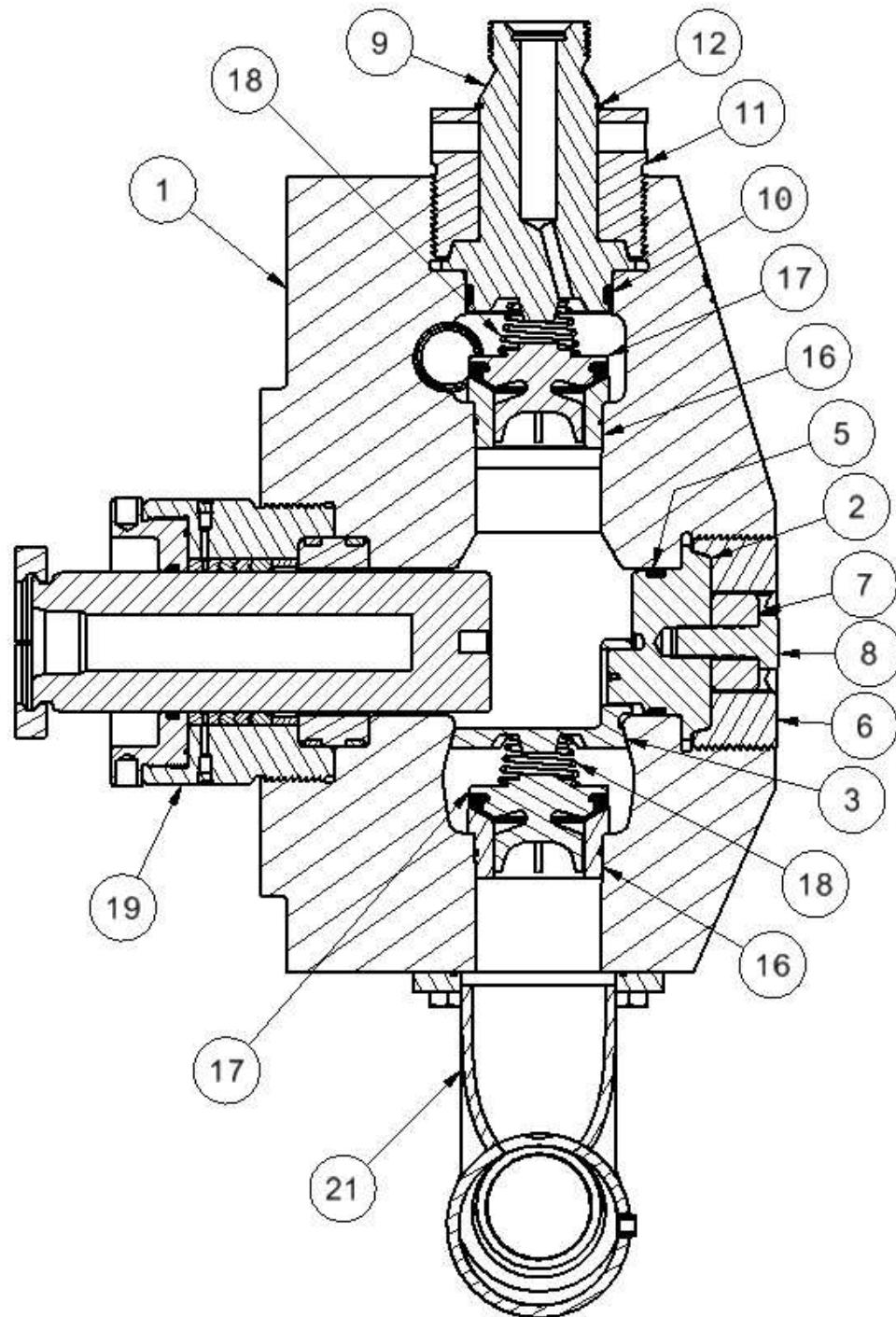


332TLS810
(Ref. Drawing)

Figure 2: GD-3000 SGWS FLUID CYLINDER FRONT VIEW

4.5 - 5.0" GD-3000 STAINLESS STEEL SGWS FLUID END ASSEMBLY

Order by Part Number and Description. Reference Numbers are for your convenience only.



SECTION A-A

332TLS810
(Ref. Drawing)

Figure 3: 4.5 – 5.0" GD-3000 SGWS FLUID CYLINDER SECTION A-A VIEW

4.5 – 5.0” GD-3000 STAINLESS STEEL SGWS FLUID END ASSEMBLY

Order by Part Number and Description. Reference Numbers are for your convenience only.

Ref. No.	Description	Qty.	Part No.
	ASSEMBLY, FLUID END		
	4.5” GD-3000 SGWS FLUID END ASSEMBLY	1	320TLS2039
	5.0” GD-3000 SGWS FLUID END ASSEMBLY	1	319TLS2039
1	FLUID CYLINDER 4.5 – 5.0” SGWS STAINLESS STEEL	1	PP1074205
2	VALVE COVER (SUCTION)	3	PP1064207
3	SPRING RETAINER (SUCTION)	3	PP1014077
4	DOWEL PIN (SUCTION VALVE COVER)	3	62M48
5	SEAL (SUCTION VALVE COVER)	3	306TLS316
6	RETAINER (SUCTION COVER)	3	309TLS205
7	LOCK (SUCTION VALVE COVER)	3	300TLS760
8	SCREW (SUCTION VALVE COVER LOCK)	3	302TLS655
9	VALVE COVER (DISCHARGE GAGE CONNECTION)	1	321TLS147
10	SEAL - VALVE COVER (DISCHARGE GAGE)	1	306TLS316
11	RETAINER (DISCHARGE GAGE)	1	315TLS205
12	RETAINING RING (DISCHARGE GAGE)	1	65U45
13	VALVE COVER (DISCHARGE)	2	PP1052997
14	SEAL (DISCHARGE VALVE COVER)	2	306TLS316
15	RETAINER (DISCHARGE COVER)	2	309TLS205
16	VALVE SEAT (SUCTION & DISCHARGE)	6	100241
17	VALVE (SUCTION & DISCHARGE)	6	101469
18	VALVE SPRING (SUCTION & DISCHARGE)	6	918PN05
19	4.5 STUFFING BOX ASSEMBLY	3	(See Page 5)
	5.0 STUFFING BOX ASSEMBLY	3	(See Page 6)
20	FLANGE GROUP	2	(See Page 7)
21	SUCTION MANIFOLD	1	(See Page 8)
22	FLUID CYLINDER SUPPORT	2	PP1064452
	(Not Shown in the Drawing)		

4.5" UTEX SUPERGOLD PACKING ASSEMBLY

Order by Part Number and Description. Reference Numbers are for your convenience only.

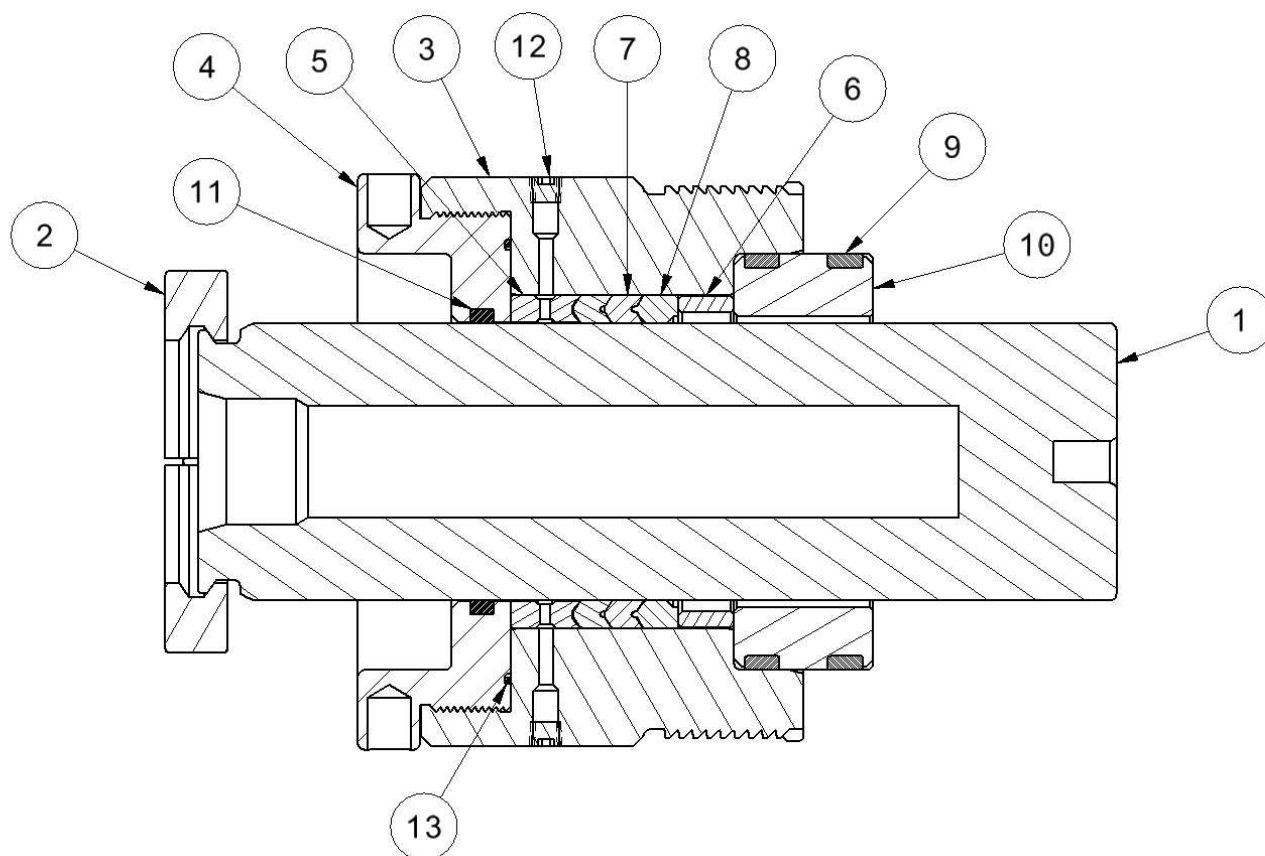


Figure 4: GD-3000 4.5" SGWS STUFFING BOX ASSEMBLY

332TLS810
(Ref. Drawing)

Ref. No.	Name of Part	Qty.	Part No.
1	PLUNGER 4.5"	1	PP1069270
2	COUPLING, PLUNGER (INCLUDES NEXT ITEM)	1	300TLS092
	SCREW	2	2009617
3	STUFFING BOX, 4.5" STAINLESS STEEL*	1	PP1071629
4	NUT, PACKING	1	310TLS008
5	SPACER, LANTERN	1	PP1070126
6	SPACER, PACKING	1	PP1070128
7	PACKING, PRESSURE RING	2	VP1070396
8	PACKING, HEADER RING	1	VP1070393
9	SEAL, STUFFING BOX	2	305TLS316
10	SLEEVE, STUFFING BOX SEAL	1	PP1071655
11	SEAL, PACKING NUT	1	60AM73
12	PLUG	8	64AC2
13	O-RING	3	108516

***USE TS-74 TORQUE-TIGHT A/G or CRC COPPER
ANTI-SEIZE WHEN INSTALLING STAINLESS STEEL
STUFFING BOXES.**

Order by Part Number and Description. Reference Numbers are for your convenience only.

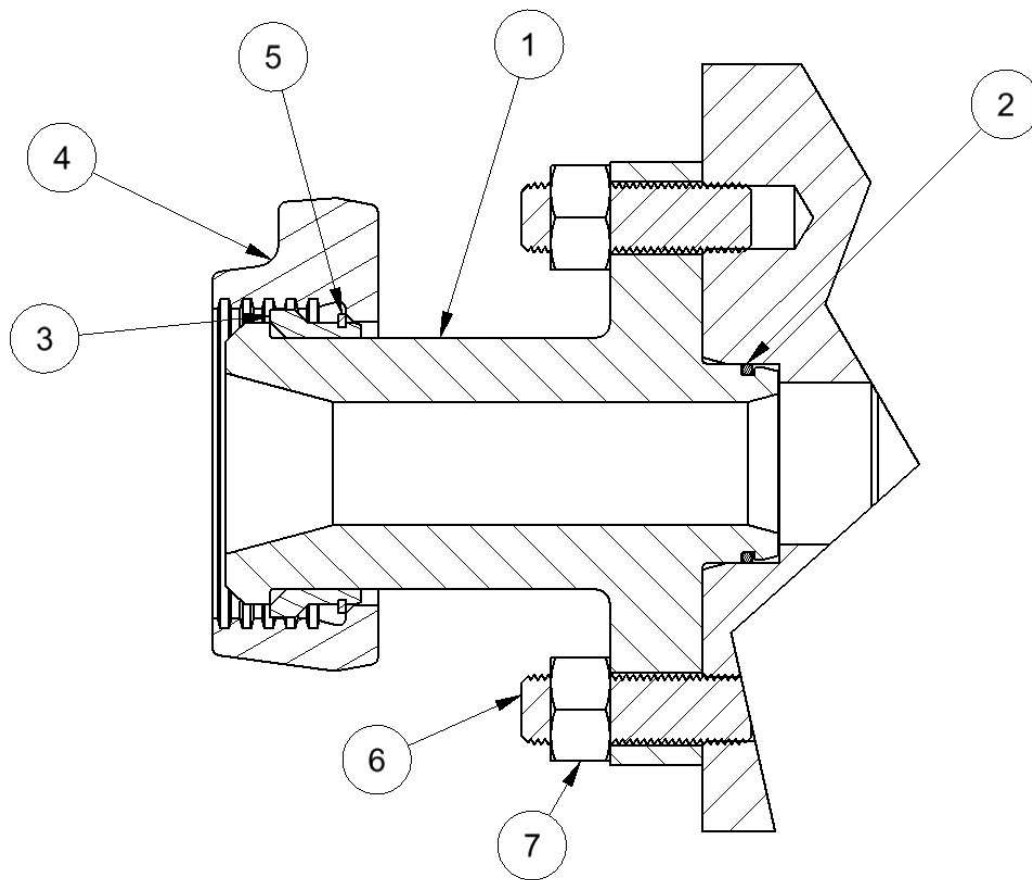


Ref. No.	Name of Part	Qty.	Part No.
1	PLUNGER,5"	1	PP1069271
2	COUPLING, PLUNGER (INCLUDES NEXT ITEM)	1	301TLS092
	SCREW	2	2009617
3	STUFFING BOX, 5" STAINLESS STEEL*	1	PP1057239
4	NUT, PACKING	1	308TLS008
5	SPACER, LANTERN	1	PP1070129
6	SPACER, PACKING	1	PP1070130
7	PACKING, PRESSURE RING	2	VP1070397
8	PACKING, HEADER RING	1	VP1070394
9	SEAL, STUFFING BOX	2	305TLS316
10	SLEEVE, STUFFING BOX SEAL	1	PP1004318
11	SEAL, PACKING NUT	1	60AM74
12	PLUG	8	64AC2
13	O-RING	3	108516

306TLS997 Page 6

DISCHARGE FLANGE ASSEMBLY

Order by Part Number and Description. Reference Numbers are for your convenience only.



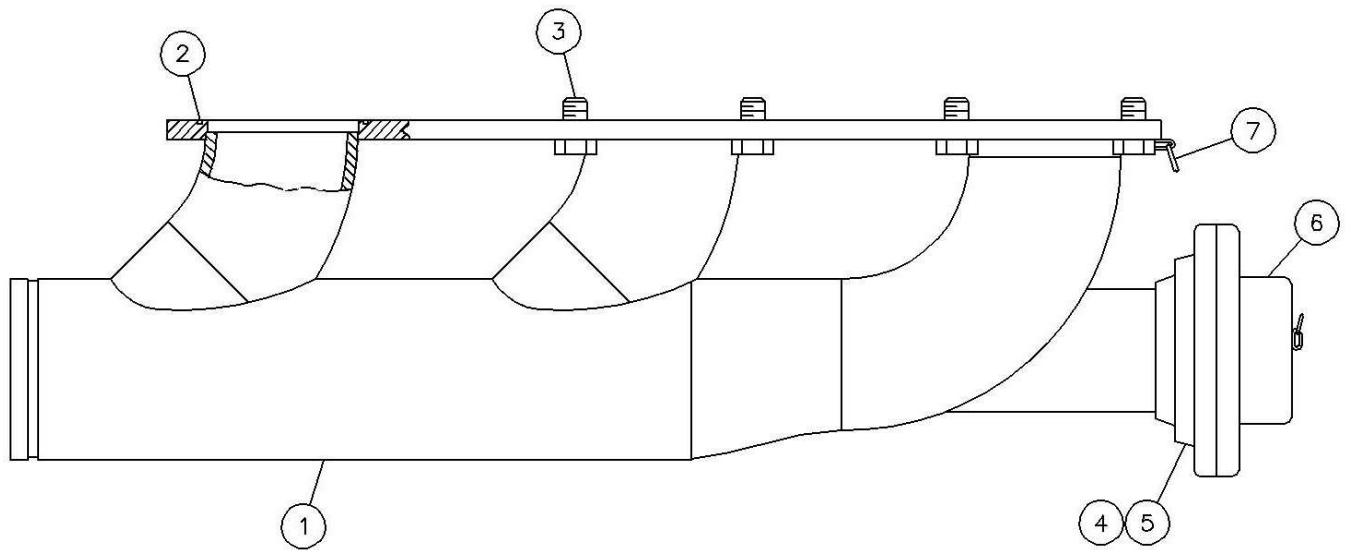
332TLS810
(Ref. Drawing)

Figure 5: 3" 1502 MALE HAMMER UNION DISCHARGE FLANGE ASSEMBLY

Ref No.	Name of Part	Qty.	Part No.
1	3" 1502 Male Flange	1	304TLS073M
2	Seal	1	60AM68
3	Retaining Segments	3	431042090
4	Union Nut	1	431200090
5	Retaining Ring	1	421067000
6	Stud	8	302TLS110
7	Nut	8	50AW58

SUCTION MANIFOLD

Order by Part Number and Description. Reference Numbers are for your convenience only.



332TLS810
(Ref. Drawing)

Figure 6: 6" VICTAULIC SUCTION MANIFOLD ASSEMBLY

Ref. No.	Name of Part	Qty.	Part No.
	ASSEMBLY, SUCTION MANIFOLD (INCLUDES NEXT SEVEN ITEMS)	1	300TLS4053
1	MANIFOLD, SUCTION	1	301TLS069
2	O-RING	3	25BC333
3	SCREW	12	75A237
4	O-RING	1	124642
5	PLUG, HAMMER UNION	1	64EB876
6	UNION, HAMMER NUT	1	64EB875
7	CHAIN	1	20M5

FLUID END SERVICE TOOLS

Order by Part Number and Description. Reference Numbers are for your convenience only.

4.5" - 5" TOOL-FL/CYL MAINTENANCE

Ref. No.	Description	Qty	Part No.
	HYTORC® FLUID END TIE ROD NUT WRENCH KIT (INCLUDES NEXT 4 ITEMS)	1	300TLS4048
1	HYTORC® FLUID END TIE ROD NUT WRENCH (INCLUDES SPLINE DRIVE SOCKET)	1	300TLS933
2	HYTORC® BREAKOUT ADAPTER	1	306TLS170
3	HYTORC® POWER PACK (INCLUDES HYDRAULIC PUMP, HOSE, AND GAUGE)	1	301TLS417
4	HYTORC® STORAGE BOX	1	300TLS113
5	STUFFING BOX / PACKING NUT WRENCH	1	305TLS933
6	SLIDE HAMMER	1	300TLS1244
7	ADAPTER, SLIDE HAMMER RH TO LH THREAD	1	307TLS170
8	VALVE COVER RETAINER WRENCH	1	342-A-89

VALVE SEAT PULLER KIT

Ref. No.	Description	Qty	Part No.
	VALVE SEAT PULLER HEAD ASSEMBLY (INCLUDES NEXT THREE ITEMS)	1	403THD6031
1	VALVE SEAT PULLER TOOL KIT	1	102014
2	VALVE SEAT PULLER HEAD	1	PP1062146
3	TOOL BOX	1	H-400



北京

信德迈科技(北京)有限公司CNMEC Technology
北京朝阳区胜古中路2号金基业大厦201室
邮编：100029
电话：010-8428 2935 13910962635
传真：010-8428 8762
主页：[//www.cnmec.biz](http://www.cnmec.biz)
电子邮件：sales@cnmec.biz

西安

西安嘉岳自动化技术有限公司Garye Automation
地址：西安经开区凤城二路天地时代广场B座23层22312室
邮编：710016
电话：029 - 8610 8648 15319759129
传真：029 - 8610 6806
主页：<http://www.garye.cn>
电子邮件：sales@garye.cn

For additional information contact your local representative or

Gardner Denver Inc.
4747 South 83rd East Avenue, Tulsa, OK 74145
PH: (918) 664-1151, (800) 637-8099

Specifications subject to change without notice.
Copyright © 2001 Gardner Denver, Inc. Litho in U.S.A.